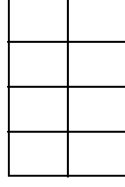
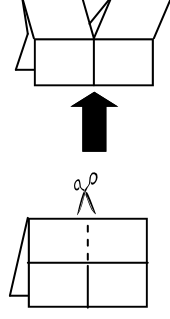


## How to fold your Art 'Zine Worksheet

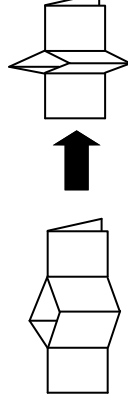
1. Fold your selected Art 'Zine into eight quadrants.



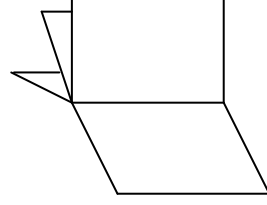
2. Fold the paper in half width-wise and cut a slit midway through.



3. Fold the paper in half length-wise and open the slit portion as shown.



4. Firmly press and crease to create a booklet.



Now we're ready to roll!